

VALLABH DARSHAN SOCIETY FOR MEDICAL SCIENCES

"SUNRISE HOSPITAL, P.O.BILLOCHI, TEHSIL- AMER, JAIPUR"

ANNUAL REPORT

F.Y. 2024-25

Auditors :

M/s G.K. Mittal & Associates

Chartered Accountants

Shree Dham, R-20, Yudhishter Marg,

C-Scheme, Jaipur

VALLABH DARSHAN SOCIETY FOR MEDICAL SCIENCES

(A society registered with the Rajasthan Societies Registration Act, 1958, No. 1201 dated 15.03.2002)

Sunrise Hospital, P.O. Billochi, Amer, Jaipur-302028

BALANCE SHEET

As on 31.03.2025

Amount in Rupees

S.No.	Particulars	Note No.	Figures as at the end of current reporting period 31.03.2025	Figures as at the end of previous reporting period 31.03.2024
(1)	<u>Corpus Fund</u>			
(a)	Corpus Fund	1	4,38,59,900	4,00,14,719
(2)	<u>Non-Current Liabilities</u>			
(a)	Long-Term Borrowings	2	1,58,37,891	1,38,08,657
(b)	Deferred Tax Liabilities (Net)		-	-
(c)	Other Long Term Liabilities	3	21,34,438	18,14,864
(d)	Long-Term Provisions		-	-
(3)	<u>Current Liabilities</u>			
(a)	Short-Term Borrowings		-	-
(b)	Trade Payables	4		
	- Outstanding Dues of Micro & Small Enterprises		-	-
	- Outstanding Dues of Others		9,61,148	10,46,442
(c)	Other Current Liabilities	5	15,39,996	11,97,837
(d)	Short-Term Provisions	6	19,13,937	20,65,937
	Total Equity & Liabilities (I)		6,62,47,310	5,99,48,456
II.	ASSETS			
(1)	<u>Non-Current Assets</u>			
(a)	Property, Plant & Equipments & Intangible Assets	7		
	(i) Property, Plant & Equipments		2,89,74,436	2,72,71,991
	(ii) Intangible assets		-	-
	(iii) Capital work-in-progress		-	43,46,890
	(iv) Intangible assets under development		-	-
	(v) Pre-Operative Expenses		-	-
			2,89,74,436	3,16,18,881
(b)	Non-Current Investments		-	-
(c)	Deferred Tax Asset (Net)		-	-
(d)	Long-Term Loans & Advances		-	-
(e)	Other Non-Current Assets	8	35,12,670	35,12,670
(2)	<u>Current Assets</u>			
(a)	Current Investments		-	-
(b)	Inventories		-	-
(c)	Trade Receivables	9	1,14,85,390	99,34,200
(d)	Cash and Cash Equivalents	10	2,03,04,480	1,00,79,477
(e)	Short-Term Loans & Advances	11	19,70,334	48,03,228
(f)	Other Current Assets		-	-
	Total Assets (II)		6,62,47,310	5,99,48,456

Significant Accounting Policies & Other Notes to Accounts 19

The accompanying notes from 1 to 19 form integral part of the financial statements.

For and on behalf of the Board of Directors of
VALLABH DARSHAN SOCIETY FOR MEDICAL SCIENCES

(ASHOK PARIKH)
SECRETARY

(DEEPESH PARIKH)
TREASURER

In terms of our report of even date
FOR G.K. MITTAL & ASSOCIATES
CHARTERED ACCOUNTANTS
FRN-005842C




(GIRISH KUMAR MITAL)
PARTNER
M.No. - 071945

DATE :
PLACE : JAIPUR



VALLABH DARSHAN SOCIETY FOR MEDICAL SCIENCES
(A society registered with the Rajasthan Societies Registration Act, 1958, No. 1201 dated 15.03.2002)
Sunrise Hospital, P.O. Billochi, Amer, Jaipur-302028

STATEMENT OF INCOME & EXPENDITURE
For the year ended on 31.03.2025

		Amount in Rupees	
Particulars	Note No.	Figures for the current reporting period ended 31.03.2025	Figures for the previous reporting period ended 31.03.2024
Income			
Revenue from Operations	12	3,66,45,715	3,32,53,752
Other Income	13	2,59,823	3,87,418
Total Income		3,69,05,538	3,36,41,170
Expenditure			
Operating Expenses	14	70,12,318	76,00,015
Employee Benefit Expenses	15	1,95,44,890	1,54,02,122
Financial Expenses	16	1,75,335	2,01,810
Depreciation and Amortization Expenses	17	34,85,584	33,79,219
Other Expenses	18	28,42,230	31,60,424
Total Expenditure		3,30,60,357	2,97,43,590
Surplus/(Deficit) before Tax		38,45,181	38,97,580
Less : Tax Expense			
- Current Tax		-	-
Surplus/(Deficit) after Tax		38,45,181	38,97,580
Significant Accounting Policies & Other Notes to Accounts		19	
The accompanying notes from 1 to 19 form integral part of the financial statements.			
For and on behalf of the Board of Directors of VALLABH DARSHAN SOCIETY FOR MEDICAL SCIENCES		In terms of our report of even date FOR G.K. MITTAL & ASSOCIATES CHARTERED ACCOUNTANTS FRN-005842C	
 (ASHOK PARIKH) SECRETARY	 (DEEPESH PARIKH) TREASURER	 (GIRISH KUMAR MITAL) PARTNER M.No.- 071945	
DATE : : PLACE : JAIPUR			

VALLABH DARSHAN SOCIETY FOR MEDICAL SCIENCES

(A society registered with the Rajasthan Societies Registration Act, 1958, No. 1201 dated 15.03.2002)

NOTES FORMING PART OF FINANCIAL STATEMENTS AS ON/ FOR THE YEAR ENDED ON 31.03.2025

Note : 1 Corpus Fund

(Amount in Rs.)

S.No.	Particulars	As at 31.03.2025	As at 31.03.2024
1	Opening Balance	4,00,14,719	3,61,17,139
	Add: College Development Fees created / (utilised)	0	0
	Add : Donations / Additions during the year	0	0
	Add : Surplus / (Deficit) during the year	38,45,181	38,97,580
	Total	4,38,59,900	4,00,14,719

Note : 2 Long-Term Borrowings

(Amount in Rs.)

S.No.	Particulars	As at 31.03.2025	As at 31.03.2024
1	Long Term Loans from Banks / Fis		
(a)	Overdraft Limit from City Union Bank	50,32,401	1,36,973
(b)	Vehicle Loan from ICICI Bank	10,05,998	13,53,957
	Less: Current maturities	-3,77,778	0
		6,28,220	13,53,957
2	Loans & Advances	1,01,77,270	1,23,17,727
	Total	1,58,37,891	1,38,08,657

Note : 3 Other Long Term Liabilities

(Amount in Rs.)

S.No.	Particulars	As at 31.03.2025	As at 31.03.2024
1	Trade Payables more than 1 year		
	<u>Total outstanding dues of Micro & Small Enterprises</u>		
	- Disputed Dues	0	0
	- Undisputed Dues	0	0
	<u>Total outstanding dues of others</u>		
	- Disputed Dues	0	0
	- Undisputed Dues	21,34,438	18,14,864
	Total	21,34,438	18,14,864

Note : 4 Trade Payables

(Amount in Rs.)

S.No.	Particulars	As at 31.03.2025	As at 31.03.2024
1	<u>Total outstanding dues of Micro & Small Enterprises</u>		
	- Disputed Dues (Less than one year)	0	0
	- Undisputed Dues (Less than one year)	0	0
2	<u>Total outstanding dues of others</u>		
	- Disputed Dues (Less than one year)	0	0
	- Undisputed Dues (Less than one year)	9,61,148	10,46,442
	Total	9,61,148	10,46,442



Ageing of Trade Payables

(Amount in Rs.)

S.No.	Particulars	As at 31.03.2025	As at 31.03.2024
1	<u>Total outstanding dues of Micro & Small Enterprises</u>		
	- Less than 1 year	0	0
	- 1 to 2 years	0	0
	- 2 to 3 years	0	0
	- More than 3 years	0	0
2	<u>Total outstanding dues of others</u>		
	- Less than 1 year	9,61,148	10,46,442
	- 1 to 2 years	6,08,177	7,95,242
	- 2 to 3 years	6,55,084	4,05,384
	- More than 3 years	8,71,177	6,14,238
	Gross Total	30,95,586	28,61,306
	Depicted in Note : 4 Trade Payables (Current Liabilities)	9,61,148	10,46,442
	Depicted in Note : 3 Other Long Term Liabilities	21,34,438	18,14,864

Note : 5 Other Current Liabilities


(Amount in Rs.)

S.No.	Particulars	As at 31.03.2025	As at 31.03.2024
1	Security Deposit / Caution Money Refundable	7,67,123	9,14,517
2	Current Maturities of Long Term Loan	3,77,778	0
3	Statutory Liabilities	73,818	67,143
4	Other Advances	3,21,277	2,16,177
	Total	15,39,996	11,97,837

Note : 6 Short-Term Provisions

(Amount in Rs.)

S.No.	Particulars	As at 31.03.2025	As at 31.03.2024
1	Provision for Expenses	18,13,637	19,65,637
2	Provision for Auditors Remuneration	1,00,300	1,00,300
	Total	19,13,937	20,65,937



VALLABH DARSHAN SOCIETY FOR MEDICAL SCIENCES

NOTES FORMING PART OF FINANCIAL STATEMENTS AS ON/ FOR THE YEAR ENDED ON 31.03.2025

Note : 7 Property, Plant & Equipments & Intangible Assets

Amount in Rs.

Particulars	WDV as on 01.04.2024	Additions		Deletions	Total as on 31.03.2025	Rate of Depreciation		Depreciation		Total Depreciation	WDV as on 31.03.2025
		>180 Days	< 180 Days			Full Year	Half Year	>180 days	< 180 days		
(A) Fixed Assets											
1. Land	3162748	0	0	0	3162748	0%	0.0%	0	0	0	3162748
2. Building	15793519	4537054	0	0	20330573	10%	5.0%	2033057	0	2033057	18297516
3. Plant & Machinery	436286	0	0	0	436286	15%	7.5%	65443	0	65443	370843
4. Lab Equipments	2229484	0	0	0	2229484	15%	7.5%	334423	0	334423	1895061
5. Mobile & Computer	201017	222000	117100	0	540117	40%	20.0%	169207	23420	192627	347490
6. Furniture & Fixtures	2740292	249000	53125	0	3042417	10%	5.0%	298929	2656	301585	2740832
7. Vehicle	2072227	0	0	0	2072227	15%	7.5%	310834	0	310834	1761393
8. Books	593009	9750	0	0	602759	40%	20.0%	241104	0	241104	361655
9. Electrical Installations	43409	0	0	0	43409	15%	7.5%	6511	0	6511	36898
Total (A)	27271991	5017804	170225	0	32460020			3459508	26076	3485584	28974436
(B) Capital WIP											
1. Building WIP - VDMS	4346890	190164	0	4537054	0			0	0	0	0
Total (B)	4346890	190164	0	4537054	0			0	0	0	0
Grand Total	31618881	5207968	170225	4537054	32460020			3459508	26076	3485584	28974436

[Handwritten Signature]



Note : 8 Other Non-Current Assets

(Amount in Rs.)

S.No.	Particulars	As at 31.03.2025	As at 31.03.2024
1	<u>Security Deposits</u> a) Secured, Considered Good : b) Unsecured, Considered Good :	0 35,12,670	0 35,12,670
	Total	35,12,670	35,12,670

Note : 9 Trade Receivables

(Amount in Rs.)

S.No.	Particulars	As at 31.03.2025	As at 31.03.2024
1	<u>Sundry Debtors</u> a) Secured, Considered Good : b) Unsecured, Considered Good :	0 1,14,85,390	0 99,34,200
	Total	1,14,85,390	99,34,200

Note : 10 Cash and Cash Equivalents


(Amount in Rs.)

S.No.	Particulars	As at 31.03.2025	As at 31.03.2024
1	Cash Balance	7,28,569	16,17,486
2	Bank Balances	1,60,05,459	45,21,401
3	Fixed Deposits	35,70,452	39,40,590
	Total	2,03,04,480	1,00,79,477

Note : 11 Short-Term Loans & Advances

(Amount in Rs.)

S.No.	Particulars	As at 31.03.2025	As at 31.03.2024
1	Advance for Expenses	1,75,136	1,30,000
2	Other Advances & Recoverables	2,41,980	25,18,980
3	TDS & TCS Receivable	1,22,510	1,32,894
4	Prepaid Expenses	14,30,708	20,21,354
	Total	19,70,334	48,03,228



Note : 12 Revenue from Operations

(Amount in Rs.)

S.No.	Particulars	For the year ended 31.03.2025	For the year ended 31.03.2024
1	Admission Fees / Tuition Fees	3,56,01,768	3,20,13,162
2	Examination & Revaluation fees	1,58,511	1,00,300
3	Other Fees	8,85,436	11,40,290
	Total	3,66,45,715	3,32,53,752

Note : 13 Other Income

(Amount in Rs.)

S.No.	Particulars	For the year ended 31.03.2025	For the year ended 31.03.2024
1	Interest Income	1,96,375	1,93,750
2	Other Income	63,448	1,93,668
	Total	2,59,823	3,87,418

Note : 14 Operating Expenses

(Amount in Rs.)

S.No.	Particulars	For the year ended 31.03.2025	For the year ended 31.03.2024
1	Enrollment & Registration Expenses	4,14,386	7,84,896
2	General College Expenses	48,88,934	46,15,078
3	Examination Expenses	7,40,208	7,76,257
4	Utilities	9,68,790	14,23,784
	Total	70,12,318	76,00,015

Note : 15 Employee Benefit Expenses

(Amount in Rs.)

S.No.	Particulars	For the year ended 31.03.2025	For the year ended 31.03.2024
1	Salaries	1,90,51,290	1,48,44,992
2	Staff & Student Welfare	4,93,600	5,57,130
	Total	1,95,44,890	1,54,02,122

Note : 16 Financial Expenses

(Amount in Rs.)

S.No.	Particulars	For the year ended 31.03.2025	For the year ended 31.03.2024
1	Interest	98,741	1,26,203
2	Bank Charges	76,594	75,607
	Total	1,75,335	2,01,810



Note : 17 Depreciation and Amortization Expenses

(Amount in Rs.)

S.No.	Particulars	For the year ended 31.03.2025	For the year ended 31.03.2024
1	Depreciation	34,85,584	33,79,219
	Total	34,85,584	33,79,219

Note : 18 Other Expenses

(Amount in Rs.)

S.No.	Particulars	For the year ended 31.03.2025	For the year ended 31.03.2024
1	Auditor's Remuneration	1,00,300	1,00,300
2	Insurance	67,361	62,362
3	Legal & Professional Expenses	13,500	1,12,300
4	Advertisement Expenses	3,62,679	3,82,472
5	Printing & Stationery	4,47,418	5,99,206
6	Repair & Maintenance	12,57,013	16,71,513
7	Other Administrative Expenses	5,93,959	2,32,271
	Total	28,42,230	31,60,424



SCHEDULE - 19 SIGNIFICANT ACCOUNTING POLICIES AND NOTES TO ACCOUNTS:

Notes attached to and forming part of the Statement of Accounts as on and for the year ending on 31st March, 2025 are as follows:

(A) ACCOUNTING POLICIES:

1. The financial statements have been prepared under historical cost convention in accordance with generally accepted accounting principles and policies consistently adopted by the Institute.
2. Investments including deposits are valued at face value plus accrued interest thereon.
3. Fixed Assets have been shown at cost less depreciation as per the provisions of the Income Tax Act, 1961.
4. The income is deemed to have accrued from and applied for pursuing and furthering the objectives of the society in accordance with Section 11 of the Income-Tax Act, 1961.
5. Income and expenditures have been booked and/or recognized on accrual basis.

(B) NOTES ON ACCOUNTS:

1. The Society was registered with no-profit motive on 15th March, 2002 under the provisions of Rajasthan Society Registration Act, 1958 vide registration number 1201/Jaipur/2001-02 with the charitable objectives mainly in the field of education and carrying out charitable activities & self employment programs like development of Art, Science, Commerce and other activities in the Urban/ Rural areas of Rajasthan state. The Society is registered under section 12(A) of the Income-Tax Act, 1961 vide registration No.-AA/AA-III/JAY/Sec./12A/(a)/2007-08/2066 dt. 20.12.2007 by the Commissioner of Income-Tax, Jaipur.
2. Thereafter, the Society applied for re-validation of its exemptions under Section 12AA and 80G of the Income Tax Act, 1961 and the same were revalidated by the Competent Authority by granting registration vide URN – AAAAV1204GE2021701 dated 23.03.2022 and URN – AAAAV1204GF2021 dated 24.03.2022 respectively. Therefore the income of the entity is exempt under the provisions of Income Tax act 1961 & rules made there under.
3. Fixed Assets have been stated at cost less Depreciation. Depreciation has been provided in the manner and at the rates prescribed by the Income Tax Act, 1961 and rules made thereunder on the Written Down value (WDV) Method.
4. The provisions made in the books of accounts are adequate; however, the provision for gratuity has not been made in the books of account of the Society.



[Handwritten signature]



5. Balances of sundry debtors, creditors and various loans & advances are subject to reconciliation and confirmation by the respective parties/persons.
6. The management of the society has not recognized any major contingent liability till the year-end or even till the Balance Sheet signing date.
7. Based on the information & documents available with the society no creditor is covered under Micro, Small and Medium Enterprises Development Act, 2006. As a result, no interest, provision / payment has been made by the society to such creditors and no disclosures thereof was possible to be made in these accounts.
8. All figures have been rounded off to the nearest rupee.

For and on behalf of
VALLABH DARSHAN SOCIETY FOR MEDICAL SCIENCES



(ASHOK PARIKH)
SECRETARY



(DEEPESH PARIKH)
TREASURER

DATE :
PLACE : JAIPUR



In terms of our report of even date
For G.K.MITTAL & ASSOCIATES
CHARTERED ACCOUNTANTS
FRN : 05842C



(GIRISH KUMAR MITAL)
PARTNER
M.No. : 071945

UDIN: _____



VALLABH DARSHAN SOCIETY FOR MEDICAL SCIENCES			
INNER GROUPING			
Break-up of Note Items appearing in Balance Sheet and Statement of Profit & Loss as at 31.03.2025			
S.No.	Particulars	As at 31.03.2025	As at 31.03.2024
1	Corpus Fund		
	Opening Balance	4,00,14,719	3,61,17,139
	Add: College Development Fees created / (utilised)	-	-
	Add : Donations / Additions during the year	-	-
	Add : Surplus / (Deficit) during the year	38,45,181	38,97,580
		4,38,59,900	4,00,14,719
2	Secured Loans		
1	Overdraft Limit from City Union Bank	50,32,401	1,36,973
2	Vehicle Loan from ICICI Bank	10,05,998	13,53,957
	Less: Current Maturities of Long Term Loan	(3,77,778)	-
		56,60,621	14,90,930
3	Unsecured Loans		
1	Ashok Parikh HUF	2,50,000	2,50,000
2	Ashok Parikh	8,71,304	28,74,304
3	Meena Parikh	37,90,000	52,90,000
4	Deepesh Parikh	2,83,966	14,74,423
5	Deepesh Parikh HUF	2,50,000	2,50,000
6	Hira Lal Balai	5,00,000	5,00,000
7	Ishita Parikh	30,53,000	5,00,000
8	Khyali Lal Meena	6,79,000	6,79,000
9	Lalu Ram Meena	5,00,000	5,00,000
		1,01,77,270	1,23,17,727
4	Security Deposit / Caution Money Refundable		
1	Security Deposit (NIET Engg.)	1,13,950	1,13,950
2	Samaj Kalyan (Scholarship)	3,63,767	3,63,767
3	Security Deposit NIBM B.COM	-	1,06,800
4	Security Deposit NIBM BCA	-	61,500
5	DST Programs	1,656	-
6	Staff Security	2,87,750	2,68,500
		7,67,123	9,14,517
5	Current Maturities of Long Term Loan		
1	Current Maturities of Vehicle Loan	3,77,778	-
		3,77,778	-
6	Statutory Liabilities		
1	Employees' Contribution to PF	54,235	53,653
2	Employees' Contribution to ESI	3,694	3,823
3	TDS on Advertising	-	319
4	TDS on Salaries	5,500	5,500
5	TDS on Contractors	1,017	4,006
6	TDS on Professional fees	9,372	480
		73,818	67,143



7	Other Advances		
1	PMKY Training Programme AICTE	-	-
2	Advance Fees Received	3,21,277	2,16,177
		3,21,277	2,16,177
8	Provision For Expenses		
(I)	<u>Provision For Salaries</u>		
	Provision for Salary	14,63,744	14,32,445
	Outstanding Salary	2,91,474	4,81,974
	Sub-total (I)	17,55,218	19,14,419
(II)	<u>Provision For Expenses</u>		
	Provision for Legal Expenses	29,500	29,500
	DST Program	-	-
	Provision for Electricity Expenses	28,919	21,718
	Sub-total (II)	58,419	51,218
		18,13,637	19,65,637
9	Provision for Auditors Remuneration	1,00,300	1,00,300
10	Security Deposits		
(I)	<u>Secured, Considered Good</u>		
1		-	-
2		-	-
	Sub-total (I)	-	-
(II)	<u>Unsecured, Considered Good</u>		
1	Security Deposit - Gas	12,550	12,550
2	Security Deposit - JVVNL	1,28,000	1,28,000
3	Security Deposit - NCFSE	30,000	30,000
4	Security Deposit - Bar Council Delhi	5,00,000	5,00,000
5	Security Deposit - AICTE	28,42,120	28,42,120
	Sub-total (II)	35,12,670	35,12,670
		35,12,670	35,12,670
11	Sundry Debtors		
1	Fees Receivable	1,14,85,390	99,34,200
		1,14,85,390	99,34,200
11	Cash		
1	Cash Balance	7,28,569	16,17,486
		7,28,569	16,17,486
12	Bank		
1	Bank of Baroda (463)	22,47,114	6,26,546
2	City Union Bank (079)	50,19,232	16,888
3	ICICI Bank (1406)	82,13,090	37,25,413
4	ICICI Bank (1012)	2,616	835
5	ICICI Bank (1141)	796	772
6	ICICI Bank (1781)	5,22,611	1,50,947
		1,60,05,459	45,21,401
13	Fixed Deposits		
1	Accrued Interest on FDR	2,19,391	6,44,660
2	NIBM BSC B.ED FDR 61349112239	-	5,00,000
3	NIBM BSC B.ED FDR 61349112273	-	7,00,000
4	FDR ICICI Bank 668513003827	11,51,061	10,95,930
5	NIBM BSC BED FDR NO 43330562136	7,00,000	-
6	NIBM BSC BED FDR NO 43330578464	5,00,000	-
7	NIBM FDR No. 19011731(ICICI)	10,00,000	10,00,000
		35,70,452	39,40,590



14	Advance for Expenses		
1	Shripriya Buildmart Pvt. Ltd.	-	-
2	Shree Vardhman Sanitation,NTD	45,136	-
3	Babulal Bhand	1,30,000	1,30,000
		1,75,136	1,30,000
15	Other Advances & Recoverables		
1	Bhanwar Singh Rahpurohit	-	-
2	Maimmansak	-	-
3	Shrinathji Society For Higher Education (SIBM)	18,000	18,000
4	IFW Techno Creations	-	-
5	Jaydeep Ameta	1,68,980	1,68,980
6	Recoverable from Dr. Sarvapalli Radhakrishnan Ayurvedic Univ. Jodhpur	35,000	35,000
7	Deepesh Parikh	-	11,51,000
8	Ashok Parikh	-	11,46,000
9	Advance for Salary	20,000	-
		2,41,980	25,18,980
16	TDS & TCS Receivable		
(i)	<u>Current Year</u>		
1	TDS Receivable AY 2025-26	47,056	-
	Sub-total (i)	47,056	-
(ii)	<u>Earlier Years</u>		
1	TDS (Previous Years)	14,497	14,497
2	TCS Receivable AY 2023-24	23,500	23,500
3	TDS Receivable AY 2023-24	20,729	20,729
4	TDS Receivable AY 2024-25	74,168	74,168
5	Income Tax Refund	57,440	-
	Sub-total (ii)	75,454	1,32,894
		1,22,510	1,32,894
17	Prepaid Expenses		
1	Prepaid Affiliation Fees	11,82,040	16,68,020
2	Prepaid Expenses	2,48,668	3,53,334
		14,30,708	20,21,354
18	Admission Fees / Tuition Fees		
1	College Tuition Fees (BCA)	34,03,000	25,68,000
2	College Tuition Fees (B.Sc.)	13,31,000	20,91,000
3	College Tuition Fee (Diploma)	45,93,000	36,82,000
4	College Tuition Fees (BSC BED)	52,18,720	49,89,000
5	College Tuition Fees (BA BED)	50,70,000	49,62,240
6	College Tuition Fees (MSC)	13,63,000	13,87,000
7	Technical University Fees	-	-
8	College Tuition Fees (Engg.)	54,40,800	33,90,200
9	College Tuition Fees ITI	23,77,250	24,83,000
10	Tuition Fees Law	45,25,100	44,62,000
11	RSLDC Training Fee	13,48,454	-
12	PMKVY Course	9,31,444	19,98,722
		3,56,01,768	3,20,13,162
19	Examination & Revaluation fees		
1	Exam Fees	68,035	-
2	Back Exam Fees	90,476	1,00,300
		1,58,511	1,00,300
20	Other Fees		
1	Library Fees	58,320	2,830
2	Library Fine	11,335	-
3	Student Fine & Late Fees	51,250	25,518
4	Staff Fine	6,600	-
5	Uniform Fees	1,30,100	1,26,900
6	Bus Charges	5,66,258	6,94,992
7	Centre Charges	51,220	2,72,854
8	Other Fees	10,353	17,196
		8,85,436	11,40,290



21	Interest Income		
1	Interest on FDR	1,96,375	1,93,750
		1,96,375	1,93,750
22	Other Income		
1	Discount Received	10	1,44,028
2	Bank Interest	17,074	11,603
3	University Fund	6,380	8,130
4	Interest on Income Tax Refund	-	597
5	Miscellaneous Income	39,984	29,310
		63,448	1,93,668
23	Enrollment & Registration Expenses		
1	Enrollment Fees (Engineering)	-	-
2	Enrollment Fees Expenses	-	11,800
3	Admission Form Charges	1,20,360	64,430
4	Admission Fee Expenses (Diploma)	51,460	-
5	Development Fees Engineering	-	4,40,000
6	Registration Fees (BCA)	5,900	-
7	Registration Fees MLSU (New Course)	1,16,666	1,16,666
8	Approval Fees (Bar Council of India)	-	50,000
9	AICT Approval Fees	1,20,000	1,02,000
		4,14,386	7,84,896
24	General College Expenses		
1	AICTE Visiting & Processing Fees	-	26,000
2	Laboratory Expenses	2,46,477	817
3	Uniform Expenses	1,55,016	6,71,123
4	NOC Charges	25,000	1,53,400
5	College Expenses	1,66,575	3,41,546
6	Guest Faculty Expenses	1,17,473	6,67,869
7	Computer Training Course Expenses	-	-
8	Affiliation Fees	16,78,030	12,93,750
9	Enrolment fee (Eng) Exp	-	9,800
10	Sports Expenses	6,172	71,050
11	Canteen & Mess Expenses	1,66,870	3,994
12	Inspection Fees	50,000	25,000
13	RSLDC Expenses	15,56,997	2,10,000
14	PMKVY Expenses	1,51,763	1,80,000
15	Other General Expenses	5,68,561	9,60,729
		48,88,934	46,15,078
25	Examination Expenses		
1	Back Exam Fees	-	-
2	Examination Fees	7,22,508	5,37,960
3	Reval Exam Fees	-	60,412
4	External Exam Expenses	-	1,66,085
5	LEEP	17,700	11,800
		7,40,208	7,76,257
26	Utilities		
1	Electricity Expenses	7,65,990	9,26,284
2	Generator Fuel Expenses	22,800	3,000
3	Garden Expenses	1,80,000	4,94,500
		9,68,790	14,23,784
27	Salaries		
1	Salary - Teaching Staff	1,42,96,526	94,41,631
2	Salary - Non-Teaching Staff	32,28,201	29,42,420
3	Salary - Counselling	6,55,800	5,90,000
4	Salary	-	9,64,620
5	Employer's Contribution to ESI	1,85,437	1,91,858
6	Employer's Contribution to PF	6,58,935	6,79,892
7	Administration Charges	26,391	34,571
		1,90,51,290	1,48,44,992



28	Staff & Student Welfare		
1	Staff Welfare	3,60,800	5,55,400
2	Student Welfare	1,32,800	1,730
		4,93,600	5,57,130
29	Interest		
1	City Union Bank	-	-
2	Interest on Vehicle Loan	98,741	1,26,203
		98,741	1,26,203
30	Bank Charges		
1	Bank Charges & Other Interest	76,594	58,107
2	Processing Fees	-	17,500
		76,594	75,607
31	Depreciation & Amortization Expenses		
1	Depreciation	34,85,584	33,79,219
		34,85,584	33,79,219
32	Auditors Remuneration		
1	Statutory Audit Fees	1,00,300	1,00,300
		1,00,300	1,00,300
33	Insurance		
1	Insurance Expenses	67,361	62,362
		67,361	62,362
34	Legal & Professional Expenses		
1	Legal and Professional Fees	13,500	1,12,300
		13,500	1,12,300
35	Advertisement Expenses		
1	Advertisement & Publicity Expenses	3,62,679	3,82,472
		3,62,679	3,82,472
36	Printing & Stationery		
1	Newspapers, Books & Periodicals	16,195	12,918
2	Postage & Courier	2,627	1,749
3	Printing & Stationery Expenses	4,28,596	5,84,539
		4,47,418	5,99,206
37	Repair & Maintenance		
1	Computer	97,202	1,34,566
2	Building	1,20,400	2,98,641
3	Vehicles	3,37,295	3,06,480
4	Other	7,02,116	9,31,826
		12,57,013	16,71,513
38	Other Administrative Expenses		
1	Conveyance Expenses	96,821	38,590
2	Counselling Expenses	60,000	-
3	Duties & Taxes	516	2,970
4	Social Welfare Expenses	55,000	-
5	Telephone Expenses	24,186	32,825
6	Travelling Expenses	1,73,568	1,24,816
7	Membership & Subscription	27,140	33,070
8	General Office Expenses	2,060	-
9	Miscellaneous Expenses	64,668	-
10	ESI Filling Expenses	90,000	-
		5,93,959	2,32,271

